

DIFFERENT
.ORG

Crowdfunding Good

ACTIVIST GUIDELINES FOR A
HERO

EXPLORING DIFFERENT.ORG

As an Activist

Step by step guide to set up your Activist page

You've become a hero on Different.org, received an email and have an activist page where you can raise funds. If you have any difficulty contact info@different.org and they will be able to walk you through your activist page.

What next?

Here is a step by step guide to get your page looking great and to attract more funding.

1. Logging in

Please login to follow this project

Register

First Name: Last Name:

Email address:

Password: 12+ character passwords are recommended

Security Question: 9 - 0 =

Connect with:

Note: We will NEVER post on your behalf.

Login

Your e-mail or username:


Password:

Remember my login on this device?

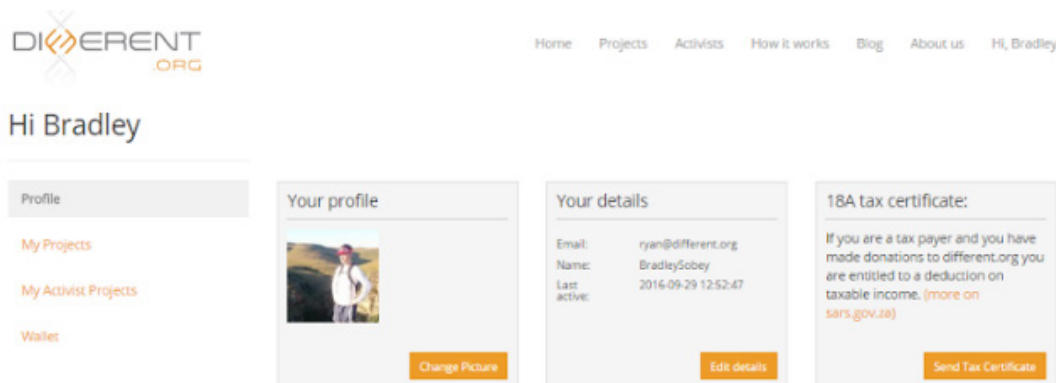
[Lost your password?](#)

By logging in you agree to our [terms of service](#) and [privacy policy](#).

The first thing you need to do is log in. You would have received an email with a link to set your password. If you can't find the email, click on the login menu item at the top right corner of the Different.org home page. Click on forgot password and enter your email address. Follow the instructions from the emails you receive.



2. Navigating your profile



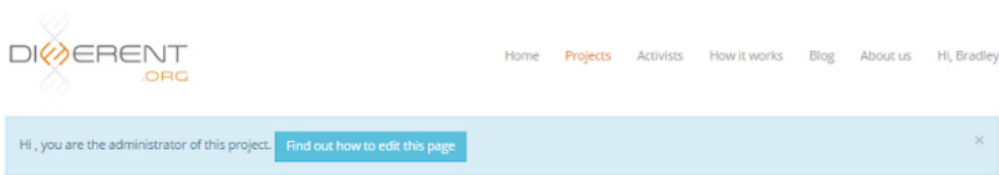
Once you have logged in, if you click on your name at the top right corner of the Different.org home page you will be redirected to your Different.org profile. Here you can do the following:

- See if you have any money to donate to projects
- See which projects you follow
- See which activist projects you have created
- View your wallet
- Download an 18A certificate for any donations you have made

To navigate to your activist page, click on My Activist Projects and view your activist pages.

3. Changing your activist page

If you are logged in, when you open your activist page for the first time a page tour should open automatically. If it does not it may mean you are not logged in or you need to click on the the blue button which appears at the top of the page.



RYAN IS RUNNING A MOUNTAIN TO TAKE MEDICAL CARE TO THE HILLS

The tour will help you edit components of your page. You can edit these components anytime by clicking on the actual text. You need to be logged in as the owner of the page to edit the details.

These are the components you can edit:

- Title of the page - e.g. Ryan is running Comrades to help animals
- Your profile picture
- Your motivation - e.g. Running for animals is a great thing to do
- Your funding goal

You can also add pictures and comments to your project activity feed whenever you want to, as long as you are logged in.

Project activity

The image shows the 'Project activity' section of a project page. At the top, there is a form to add a new update, with a text input field, an 'Upload an image?' button, and a 'Post Update' button. A dashed arrow points from the text 'Add updates here' to the form. Below the form is a list of activity items. The first item shows a user profile picture and the text 'Hi Bradley, give some encouragement to Ryan is changing lives with the Wellness Wagon!'. The second item shows a user profile picture and the text 'Bradley Sobey posted an update in the project Ryan is changing lives with the Wellness Wagon 2 weeks, 3 days ago'. This item includes a large image of a paved road stretching into the distance at sunset. Below the image are buttons for 'Comment', 'Flag', and social media sharing icons (Facebook, Twitter, Google+, Email). The third item shows a user profile picture and the text 'Bradley donated R200 to Ryan is RUNNING A MOUNTAIN TO TAKE MEDICAL CARE TO THE HILLS 3 weeks, 6 days ago'. On the right side of the activity feed, there are circular indicators showing the number of updates: '12 Sep' and '3'.

4. Accessing the Hero Toolbox

Should you need help funding, here is a very useful toolbox with links:

<https://different.org/hero-kickstart>